

TOTAL PERFORMANCE VAN'S AIRCRAFT

14401 Keil Road NE, Aurora, Oregon, USA 97002
 PHONE 503-678-6545 · FAX 503-678-6560 · www.vansaircraft.com · info@vansaircraft.com
 Service Letters and Bulletins: www.vansaircraft.com/public/service.htm

RV-7/7A STANDARD KIT ORDER FORM

Customer Number (assigned w/ Emp kit)	
Name	
Mailing address	
Shipping address (if different)	
Day phone	
e-mail	
Fax	
Eve phone	

PLEASE READ AND SIGN BELOW

1. Kit prices are prices in effect the day order is received.
2. A 25% deposit must accompany kit orders.
3. Customer-instigated delays may result in price increases.
4. Kits must be paid in full before they can be shipped.
5. \$500.00 non-refundable if order is cancelled.
6. Payment in U.S. funds: check, money order, or Visa/Mastercard/Discover.
7. Kit/plans orders must be in writing (mail, email or FAX).
8. Prices are ex-works Aurora, Oregon.
9. Freight charges are prepaid or collect, depending on carrier.
10. Van's Aircraft, Inc. cannot assist in certifying kits outside the USA.
11. Prices are subject to change without notice.

Signature: _____

USB Flash Drive PLANS/MANUAL (required purchase before beginning construction)					
EMPENNAGE KIT					
Empennage Options (enter total from options form) (if using fillable form leave blank)					
WING KIT (if ordering complete QuickBuild Kit, use QuickBuild Order Form)					
Wing Options (enter total from options form) (if using fillable form leave blank)					
FUSELAGE KIT (select and enter one)		RV-7	(or)	RV-7A	
CANOPY CHOICE (select one)		Sliding Canopy		(or)	Tip-up Canopy
Fuselage Options (enter total from options form) (if using fillable form leave blank)					
FINISHING KIT If you are NOT taking advantage of Van's special OEM pricing on new Lycoming engines and are obtaining an engine from another source, you must use the Special Finishing Kit order form. Use this form to order a Finishing Kit ONLY if you are purchasing a new engine from Van's. NOTE THAT VAN'S HAS NO SUITABLE COWLING OR FIREWALL FWD KIT FOR THE FUEL INJECTED IO-320-D1A ENGINE.					
(select and enter one)		RV-7	(or)	RV-7A	
Spinner type required (select one)	Hartzell constant-speed	Sensenich fixed-pitch	Wood fixed-pitch	None (credit)	
Engine type (select one)	O-320-D1A	O-360-A1A	IO-360-M1B	IO-360-A1B6	
Sliding Canopy					
TOTAL CRATING CHARGE (if using fillable form leave blank)					
TOTAL ORDER (if using fillable form leave blank)					
METHOD OF PAYMENT (if credit card, enter number/exp. date)			cc#:	Exp.	
AMOUNT ENCLOSED (25% minimum deposit required)					
Authorization to use Credit Card for Final Payment		Yes	No (select one)		
Customer Number of Previously Completed/Flown RV: _____					

E-Mail to: kits@vansaircraft.com

Do not submit Credit Card information via email! If you plan to email your order form to Van's and pay with a credit card, please omit any credit card information from the form and either call us with your CC# or use Van's Webstore to make a secure online payment.

Make a secure payment: <http://www.vansaircraft.com/cgi-bin/store.cgi?&browse=misc&product=payment>

OPTIONS

Some optional kits are best installed during construction are shown here. See Van's Accessories Catalog for more choices. Enter the amount for the option in the box on the right. Add the total for each airframe kit and enter the amount on the front of the form. Circle the crating charges that apply, total, and enter the amount on the front of the form.

EMPENNAGE KIT		
<u>ELECTRIC ELEVATOR TRIM:</u> Standard manual elevator trim is controlled with a vernier cable supplied with the Fuselage kit. Electric option uses the same trim tab but a servo motor installed in the elevator replaces the manual push-pull cable. Kit includes servo motor, formed metal parts, hardware and instructions. Weight comparable to standard manual installation. The Electric trim switch can be mounted in any convenient spot.		
TOTAL: ENTER ON FRONT OF FORM. (if using fillable form leave blank)		

WING KIT		
<u>FLOAT FUEL SENDING UNITS</u> Arm with float senses fuel level. Works with Van's gauges and many other resistance gauges. Fits standard cover plates in wing kit. Two supplied -- one for each wing.		
<u>QUICKBUILD WING:</u> Wing panel 80% completed at the factory. All parts primed before assembly. Fuel tanks finished, ailerons, flaps ready to install. Builder must rivet one wing skin, install wingtip, controls, fairings. Lights, fuel senders not included. NOTE that cost is in addition to Standard Wing Kit price.		
TOTAL: ENTER ON FRONT OF FORM. (if using fillable form leave blank)		

FUSELAGE KIT		
<u>EXTERNAL STEP KIT:</u> Eases the big step up to the wing. Installed on both sides.		
<u>DUAL BRAKE KIT:</u> Includes master cylinders, brake pedals and hardware necessary to install brakes for the second seat.		
<u>STATIC AIR KIT:</u> Includes static ports and lines to the instrument panel.		
<u>MANUAL ELEVATOR TRIM:</u> Includes the manual trim cable. Order only if Electric Elevator Trim was not ordered above.		
<u>MANUAL AILERON TRIM:</u> Simple, light and effective spring bias system trims the roll axis. Inexpensive, too.		
<u>ELECTRIC AILERON TRIM:</u> Includes servo motor, panel mount rocker switch and all hardware. May also be wired to "china hat" switch sold separately.		
<u>QUICKBUILD FUSELAGE:</u> Fuselage 75% assembled at factory. All parts primed before assembly. Builder must complete interior of cabin, instrument panel and forward deck. If Wing Kit is not ordered, some additional components must be purchased with the QB Fuselage. Cost is in addition to Standard Fuselage Kit price.		
TOTAL: ENTER ON FRONT OF FORM. (if using fillable form leave blank)		

CRATING CHARGES (these are NOT shipping charges)							
	Empennage	Wing	QuickBuild Wing	Fuselage	QuickBuild Fuse	Finishing	
STANDARD							
TOTAL CRATING CHARGES: ENTER ON FRONT OF FORM. (if using fillable form leave blank)							

Name: _____ Date: _____ Customer Number: _____

TOTAL PERFORMANCE VAN'S AIRCRAFT

14401 Keil Road NE, Aurora, Oregon, USA 97002
 PHONE 503-678-6545 · FAX 503-678-6560 · www.vansaircraft.com · info@vansaircraft.com
 Service Letters and Bulletins: www.vansaircraft.com/public/service.htm

RV-7/7A SPECIAL FINISHING KIT ORDER FORM

Use when installing engines not supplied by Van's

Customer Number (assigned w/ Emp kit)		
Name		
Mailing address		
Shipping address (if different)		
Day phone		
e-mail		
Fax		
Eve phone		

PLEASE READ AND SIGN BELOW

1. Kit prices are prices in effect the day order is received.
2. A 25% deposit must accompany kit orders.
3. Customer-instigated delays may result in price increases.
4. Kits must be paid in full before they can be shipped.
5. \$500.00 non-refundable if order is cancelled.
6. Payment in U.S. funds: check, money order, or Visa/Mastercard/Discover.
7. Kit/plans orders must be in writing (mail, email or FAX).
8. Prices are ex-works Aurora, Oregon.
9. Freight charges are prepaid or collect, depending on carrier.
10. Van's Aircraft, Inc. cannot assist in certifying kits outside the USA.
11. Prices are subject to change without notice.

Signature: _____

FINISHING KIT	RV-7	
	RV-7A	
Crating Charge	Regular	
CANOPY	Slider	Tip-up N/C

DEFINING YOUR ENGINE

If you are using a new Lycoming from Van's use the regular Finish Kit Order Form. If you are using an engine from some other source, use this form. Van's engine mounts and cowls fit the engines we sell. **NOTE THAT VAN'S HAS NO SUITABLE COWLING OR FIREWALL FWD KIT FOR THE FUEL INJECTED IO-320-D1A ENGINE.** Other engine suppliers produce a wide variety of engines that may or may not correspond to Lycoming models.

To provide us the information we need, you must complete the ENGINE IDENTIFICATION form on the reverse by circling the items that describe your engine. Without this information we cannot accept your order.

If you are installing an engine that is not compatible with Lycoming style mounts or cowl, you may delete these items for credit. The exact amount of the credit will be determined by Van's.

It is the customer's responsibility to provide accurate information. Van's Aircraft, Inc. is not responsible for costs incurred replacing or returning incorrectly ordered parts.

ENGINE MOUNT	Use data sheet on opposite side	None	
COWL TYPE	Use data sheet on opposite side	None	
SPINNER TYPE NOTE: if supplying own spinner or buying new MT prop (supplied with spinner) –select none.	Hartzell constant-speed	Sensenich fixed-pitch	Wood fixed-pitch
			None (credit)

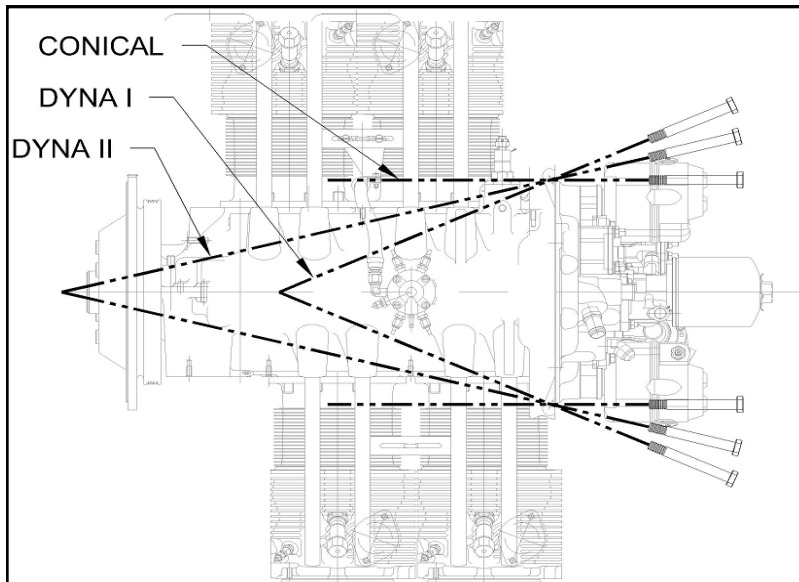
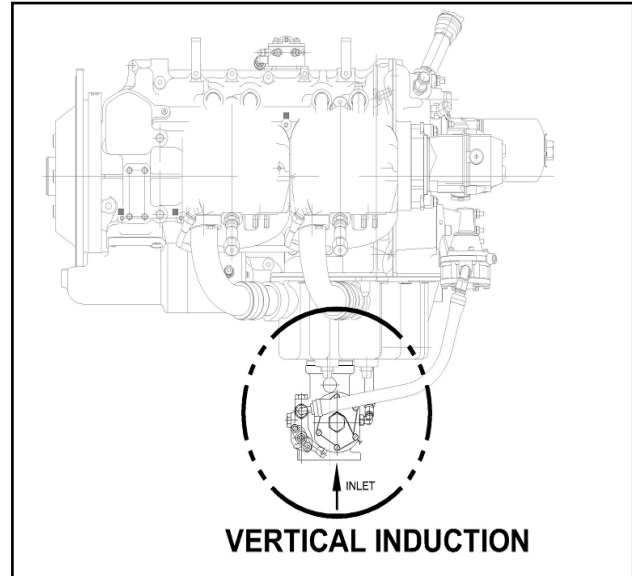
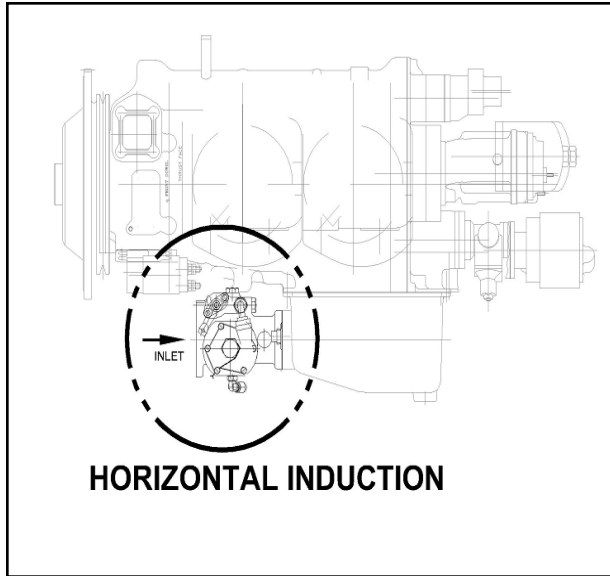
TOTAL CRATING CHARGE (if using fillable form leave blank)		
TOTAL ORDER (if using fillable form leave blank)		
METHOD OF PAYMENT (if credit card, enter number/exp. date)	CC#	Exp.
AMOUNT ENCLOSED (25% minimum deposit required)		
Authorization to use Credit Card for Final Payment Yes No (select one)		
Customer Number of Previously Completed/Flown RV: _____		

E-Mail to: kits@vansaircraft.com

Do not submit Credit Card information via email! If you plan to email your order form to Van's and pay with a credit card, please omit any credit card information from the form and either call us with your CC# or use Van's Webstore to make a secure online payment.

Make a secure payment: <http://www.vansaircraft.com/cgi-bin/store.cgi?&browse=misc&product=payment>

ENGINE IDENTIFICATION



VALVE COVER SHAPE

ANGLE VALVE
EXAMPLE:
IO-360 A1B6 (200 HP)

PARALLEL VALVE
EXAMPLE:
I(O)-320 D1A (150 - 160 HP)
I(O)-360 A1A (180 HP)

ENGINE STYLE (check boxes that apply)

Induction:	<input type="checkbox"/> Vertical	<input type="checkbox"/>	<input type="checkbox"/> Horizontal	<input type="checkbox"/>	<input type="checkbox"/>	<input type="checkbox"/>
Cylinder type:	<input type="checkbox"/> Angle valve	<input type="checkbox"/>	<input type="checkbox"/> Parallel valve	<input type="checkbox"/>	<input type="checkbox"/>	<input type="checkbox"/>
Mount style:	<input type="checkbox"/> Dynafocal 1	<input type="checkbox"/>	<input type="checkbox"/> Dynafocal 2	<input type="checkbox"/>	<input type="checkbox"/> Conical	<input type="checkbox"/>
Fuel metering type:	<input type="checkbox"/> Carbureted	<input type="checkbox"/>	<input type="checkbox"/> Injected	<input type="checkbox"/>	<input type="checkbox"/>	<input type="checkbox"/>
Engine Model: (eg:IO-360-M1B)						
Engine Supplier:						
Customer name:						
Customer Number:						