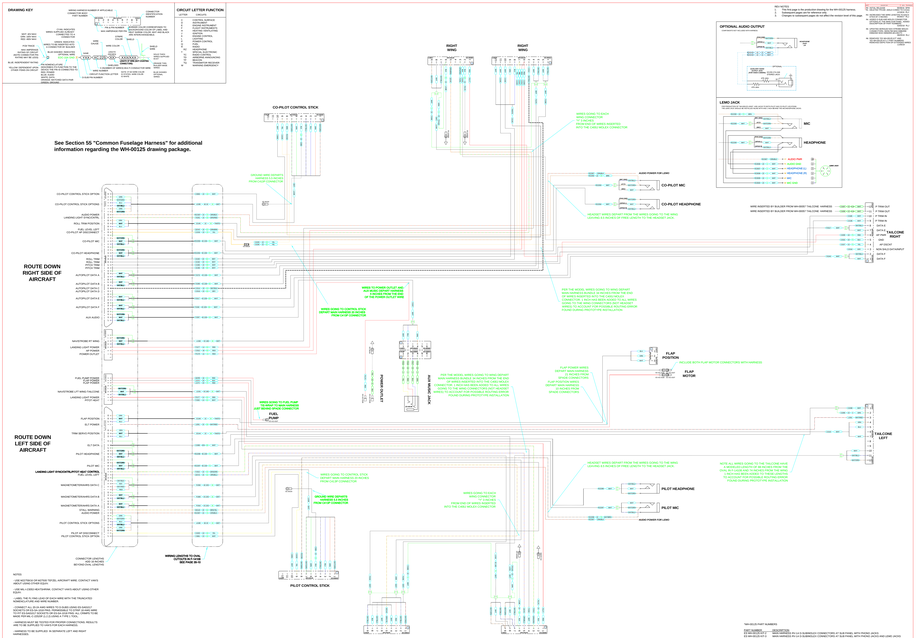
DRAWING KEY
CIRCUIT LETTER FUNCTION
See Section 55 "Common Fuselage Harness" for additional information regarding the WH-00125 drawing package.
ROUTE DOWN RIGHT SIDE OF AIRCRAFT
ROUTE DOWN LEFT SIDE OF AIRCRAFT
CO-PILOT CONTROL STICK
PILOT CONTROL STICK
RIGHT WING
LEFT WING
OPTIONAL AUDIO OUTPUT
LEMO JACK
MIC
HEADPHONE
CO-PILOT MIC
CO-PILOT HEADPHONE
PILOT HEADPHONE
PILOT MIC
FLAP POSITION
FLAP MOTOR
FUEL PUMP
TAILCONE RIGHT
TAILCONE LEFT
NOTES:


WH-00125
WH-AIRCRAFT INC.
FUEL PUMP
PILOTCO-PILOT CONTROL STICK
LANDING LIGHT OPTIONS
TAILCONE LEFT
CANOPY GENERIC
FLAP MOTOR
FLAP POSITION
LEFT WING
GARMIN WING
AFS/DYNON LEFT WING
GARMIN ROLL SERVO
DYNON/AFS ROLL SERVO
TAILCONE RIGHT GARMIN
CANOPY GARMIN
PILOTCO-PILOT CONTROL STICK
RIGHT WING
TAILCONE RIGHT DYNON
CANOPY DYNON

WH-00125 HARNESS LAYOUT

R0 INITIAL RELASE 05/03/16 BPM
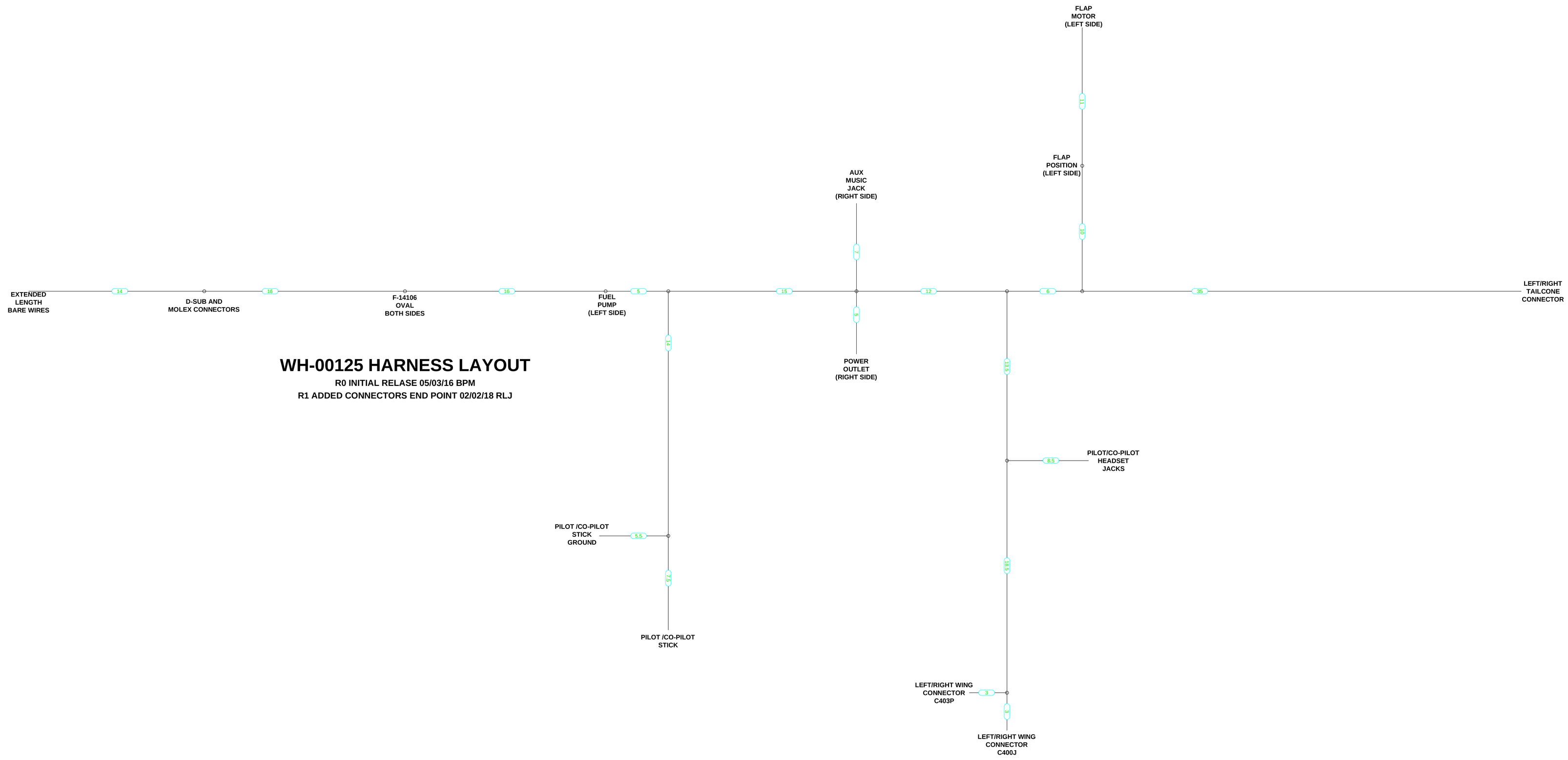
R1 ADDED CONNECTORS END POINT 02/02/18 RLJ